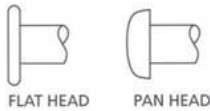




PRECISION MADE IN THE
U.S.A.

Alternate Head Styles



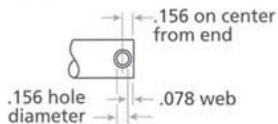
FLAT HEAD PAN HEAD



TRUSS HEAD BUTTON HEAD

Standard Hole Location

Any hole is placed on center from end of pin, a distance equal to its diameter
Example:

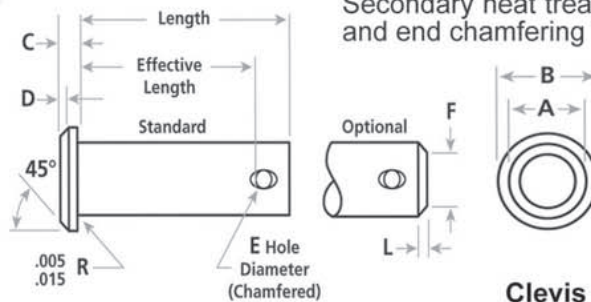


Clevis Pins

Pivot Point manufactures clevis pins in-house. Stock pins are cold headed per IFI standards except for hole and point dimensions. All holes are chamfered for a superior part finish.

Only the finest cold heading quality wire is used. Standard clevis pins are manufactured in low carbon steel or stainless type 302, and stocked plain finish. Holes are drilled per Pivot Point specifications.

Special clevis pins and grades are available. Pivot Point stocks alloy material to produce up to grade 8 strength if required. Secondary heat treatment, plating, grooving and end chamfering available.



Clevis Pin Specifications

Basic Shank Dia.	Shank Dia. A	Head Dia. B	Head Height C	Pivot Point Hole D	Operational Dimensions Per J493			
					Hole Dia. E	Point Dia. E	Point Dia. F	Point Length L
3/16	.181 - .186	.31	.06	.02	3/32	5/64	.14	.045
1/4	.243 - .248	.37	.09	.03	3/32	5/64	.20	.045
5/16	.306 - .311	.43	.09	.03	1/8	7/64	.25	.060
3/8	.368 - .373	.50	.12	.03	5/32	7/64	.32	.060
7/16	.431 - .436	.56	.15	.04	5/32	7/64	.38	.060
1/2	.491 - .496	.62	.15	.04	5/32	9/64	.43	.076
5/8	.616 - .621	.81	.20	.06	5/32	9/64	.55	.076
3/4	.741 - .746	.93	.25	.07	5/32	11/64	.67	.093

Clevis Pins- Carbon Steel, Plain Finish

STAINLESS AVAILABLE - please contact sales office.

Part No.	Stock Sizes (diameter x length)	Approximate Length Under Head		Hole Size	Approximate Weight/Pounds per 100 Pieces
		To Edge of Hole (effective length)	To Centre of Hole		
CP-2	3/16 x 1/2	.359	.406	3/32	.45
CP-4	3/16 x 19/32	.453	.500		.53
CP-6	3/16 x 5/8	.484	.531		.58
CP-8	3/16 x 3/4	.609	.656		.63
CP-10	3/16 x 7/8	.734	.781		.74
CP-12	3/16 x 1	.859	.906		.82
CP-14	3/16 x 1-1/4	1.109	1.156		1.03
CP-16	3/16 x 1-1/2	1.359	1.406		1.22
CP-18	3/16 x 1-3/4	1.609	1.656		1.39
CP-20	3/16 x 2	1.859	1.906		1.59
CP-22	3/16 x 2-1/2	2.359	2.406		1.93
CP-24	3/16 x 3	2.859	2.906		2.44

Clevis Pins Cont'd

Clevis Pins - Carbon Steel, Plain Finish

Continued from previous page

Part No.	Stock Sizes (diameter x length)	Approximate Length Under Head		Hole Size	Approximate Weight/ Pounds per 100 pieces
		To Edge of Hole	To Centre of Hole		
CP-26	1/4 x 1/2	.359	.406	3/32	.90
CP-28	1/4 x 5/8	.484	.531		1.04
CP-30	1/4 x 3/4	.609	.656		1.20
CP-32	1/4 x 51/64	.656	.703		1.27
CP-34	1/4 x 7/8	.734	.781		1.40
CP-36	1/4 x 1	.859	.906		1.54
CP-38	1/4 x 1-1/8	.984	1.031		1.75
CP-40	1/4 x 1-1/4	1.109	1.156		1.87
CP-42	1/4 x 1-3/8	1.234	1.281		2.02
CP-44	1/4 x 1-1/2	1.359	1.406		2.22
CP-46	1/4 x 1-5/8	1.484	1.531		2.35
CP-48	1/4 x 1-3/4	1.609	1.656		2.56
CP-50	1/4 x 1-7/8	1.734	1.781		2.75
CP-52	1/4 x 2	1.859	1.906		2.86
CP-54	1/4 x 2-1/8	1.984	2.031		3.10
CP-56	1/4 x 2-1/4	2.109	2.156		3.23
CP-62	1/4 x 2-1/2	2.359	2.406		3.56
CP-66	1/4 x 2-3/4	2.609	2.656		3.83
CP-68	1/4 x 3	2.859	2.906		4.13
CP-70	1/4 x 3-1/2	3.359	3.406		4.87
CP-72	1/4 x 4	3.859	3.906	5.44	
CP-76	5/16 x 1/2	.313	.375	1/8	1.43
CP-78	5/16 x 3/4	.563	.625		1.87
CP-80	5/16 x 7/8	.688	.750		2.16
CP-82	5/16 x 31/32	.781	.844		2.35
CP-84	5/16 x 1	.813	.875		2.43
CP-86	5/16 x 1-1/8	.938	1.000		2.71
CP-88	5/16 x 1-3/16	1.000	1.063		2.84
CP-90	5/16 x 1-1/4	1.063	1.125		2.92
CP-92	5/16 x 1-3/8	1.188	1.250		3.17
CP-94	5/16 x 1-1/2	1.313	1.375		3.44
CP-100	5/16 x 1-3/4	1.563	1.625		3.98
CP-104	5/16 x 1-7/8	1.688	1.750		4.28
CP-108	5/16 x 2	1.813	1.875		4.51
CP-110	5/16 x 2-1/8	1.938	2.000		4.73
CP-114	5/16 x 2-1/4	2.063	2.125		5.06
CP-116	5/16 x 2-3/8	2.188	2.250		5.31
CP-118	5/16 x 2-1/2	2.313	2.375	5.47	
CP-120	5/16 x 2-5/8	2.438	2.500	5.79	
CP-122	5/16 x 2-3/4	2.563	2.625	6.08	
CP-128	5/16 x 3	2.813	2.875	6.52	
CP-134	5/16 x 3-1/2	3.313	3.375	7.60	
CP-136	5/16 x 4	3.813	3.875	8.61	
CP-140	3/8 x 3/4	.516	.594	5/32	2.79
CP-142	3/8 x 1	.766	.844		3.51
CP-144	3/8 x 1-3/32	.859	.938		3.89
CP-146	3/8 x 1-1/8	.891	.969		3.98
CP-148	3/8 x 1-1/4	1.016	1.094		4.33
CP-150	3/8 x 1-5/16	1.078	1.156		4.48
CP-152	3/8 x 1-3/8	1.141	1.219		4.66

Clevis Pins Cont'd

Clevis Pins - Carbon Steel, Plain Finish

Continued from previous page

Part No.	Stock Sizes (diameter x length)	Approximate Length Under Head		Hole Size	Approximate Weight/ Pounds per 100 pieces
		To Edge of Hole	To Centre of Hole		
CP - 154	3/8 x 1-1/2	1.266	1.344	5/32	5.06
CP - 156	3/8 x 1-5/8	1.391	1.469		5.37
CP - 158	3/8 x 1-3/4	1.516	1.594		5.84
CP - 160	3/8 x 1-7/8	1.640	1.719		6.19
CP - 162	3/8 x 2	1.766	1.844		6.50
CP - 164	3/8 x 2-1/8	1.891	1.969		6.96
CP - 166	3/8 x 2-1/4	2.016	2.094		7.13
CP - 168	3/8 x 2-3/8	2.141	2.219		7.58
CP - 170	3/8 x 2-1/2	2.266	2.344		8.08
CP - 172	3/8 x 2-5/8	2.391	2.469		8.36
CP - 174	3/8 x 2-3/4	2.516	2.594		8.70
CP - 176	3/8 x 3	2.766	2.844		9.48
CP - 178	3/8 x 3-1/4	3.016	3.094		10.44
CP - 180	3/8 x 3-1/2	3.266	3.344		11.20
CP - 182	3/8 x 3-3/4	3.516	3.594		11.90
CP - 184	3/8 x 4	3.766	3.844		12.54
CP - 188	7/16 x 1	.766	.844		5.05
CP - 190	7/16 x 1-15/64	1.000	1.078		6.01
CP - 192	7/16 x 1-1/4	1.016	1.094		6.07
CP - 194	7/16 x 1-1/2	1.266	1.344	7.14	
CP - 198	7/16 x 1-3/4	1.516	1.594	8.20	
CP - 200	7/16 x 2	1.766	1.844	9.19	
CP - 202	7/16 x 2-1/4	2.016	2.094	10.43	
CP - 206	7/16 x 2-1/2	2.266	2.344	1.30	
CP - 212	7/16 x 3	2.766	2.844	13.40	
CP - 214	7/16 x 3-1/2	3.266	3.344	15.24	
CP - 216	7/16 x 4	3.766	3.844	17.24	
CP - 218	1/2 x 1	7.66	.844	6.32	
CP - 220	1/2 x 1-1/4	1.016	1.094	7.77	
CP - 222	1/2 x 1-27/64	1.188	1.266	8.61	
CP - 224	1/2 x 1-1/2	1.266	1.344	9.00	
CP - 226	1/2 x 1-3/4	1.516	1.594	10.38	
CP - 228	1/2 x 2	1.766	1.844	12.88	
CP - 230	1/2 x 2-1/4	2.016	2.094	13.02	
CP - 232	1/2 x 2-1/2	2.266	2.344	14.32	
CP - 234	1/2 x 2-5/8	2.391	2.469	15.14	
CP - 236	1/2 x 2-3/4	2.516	2.594	15.68	
CP - 238	1/2 x 3	2.766	2.844	17.08	
CP - 240	1/2 x 3-1/2	3.266	3.344	19.74	
CP - 242	1/2 x 4	3.766	3.844	22.36	
CP - 244	1/2 x 4-1/2	4.266	4.344	24.96	
CP - 246	1/2 x 5	4.766	4.844	27.60	
CP - 258	5/8 x 1-1/4	1.016	1.094	13.30	
CP - 260	5/8 x 1-1/2	1.266	1.344	15.32	
CP - 262	5/8 x 1-3/4	1.516	1.594	17.60	
CP - 264	5/8 x 2	1.766	1.844	19.26	
CP - 266	5/8 x 2-1/4	2.016	2.094	21.64	
CP - 268	5/8 x 2-1/2	2.266	2.344	23.82	
CP - 270	5/8 x 3	2.766	2.844	28.04	
CP - 272	5/8 x 3-1/2	3.266	3.344	32.20	
CP - 274	5/8 x 4	3.766	3.844	36.06	

Clevis Pins Cont'd

Clevis Pins - Carbon Steel, Plain Finish

Continued from previous page

	Part No.	Stock Sizes (diameter x length)	Approximate Length Under Head:		Hole Size	Approximate Weight/ Pounds per 1000 pieces
			To Edge of Hole (effective length)	To Centre of Hole		
3/4	CP-284	3/4 x 2	1.766	1.844	5/32	28.78
	CP-286	3/4 x 2-1/2	2.266	2.344		34.90
	CP-290	3/4 x 3	2.766	2.844		41.34
	CP-296	3/4 x 4	3.766	3.844		53.32

Clevis Pins- 302 Stainless Steel, Plain Finish

	Part No.	Stock Sizes (diameter x length)	Approximate Length Under Head		Hole Size	Approximate Weight/ pounds per 1000 pieces
			To Edge of Hole	To Centre of Hole		
3/16	CP-2SS	3/16 x 1/2	.359	.406	3/32	.45
	CP-6SS	3/16 x 5/8	.484	.531		.58
	CP-8SS	3/16 x 3/4	.609	.656		.63
	CP-12SS	3/16 x 1	.859	.906		.82
	CP-14SS	3/16 x 1-1/4	1.109	1.156		1.03
	CP-16SS	3/16 x 1-1/2	1.359	1.406		1.22
1/4	CP-26SS	1/4 x 1/2	.359	.406	1/8	.90
	CP-28SS	1/4 x 5/8	.484	.531		1.04
	CP-30SS	1/4 x 3/4	.609	.656		1.20
	CP-36SS	1/4 x 1	.859	.906		1.54
	CP-38SS	1/4 x 1-1/8	.984	1.031		1.75
	CP-40SS	1/4 x 1-1/4	1.109	1.156		1.87
5/16	CP-44SS	1/4 x 1-1/2	1.359	1.406	5/32	2.22
	CP-78SS	5/16 x 3/4	.563	.625		1.87
	CP-84SS	5/16 x 1	.813	.875		2.43
	CP-90SS	5/16 x 1-1/4	1.063	1.125		2.92
	CP-94SS	5/16 x 1-1/2	1.313	1.375		3.44
	CP-140SS	3/8 x 3/4	.516	.594		2.79
3/8	CP-142SS	3/8 x 1	.766	.844	5/32	3.51
	CP-148SS	3/8 x 1-1/4	1.016	1.094		4.33
	CP-154SS	3/8 x 1-1/2	1.266	1.344		5.06

Made to your specifications including:

- GROOVING
- END CHAMFERING
- BALL DETENTING
- ALTERNATIVE HEAD STYLES
- SPECIAL HOLE SIZES
- CARBON STEEL,
ALLOY & STAINLESS
- SPECIAL HOLE LOCATION
- HEAT TREATMENT
- SPECIAL FINISHES

